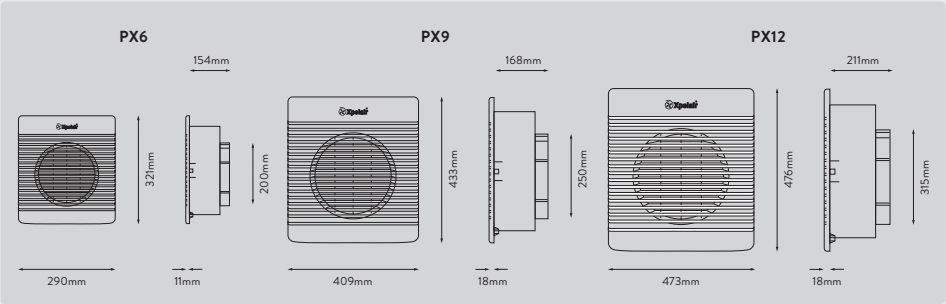


# PX6, PX9 & PX12

## Commercial panel fans

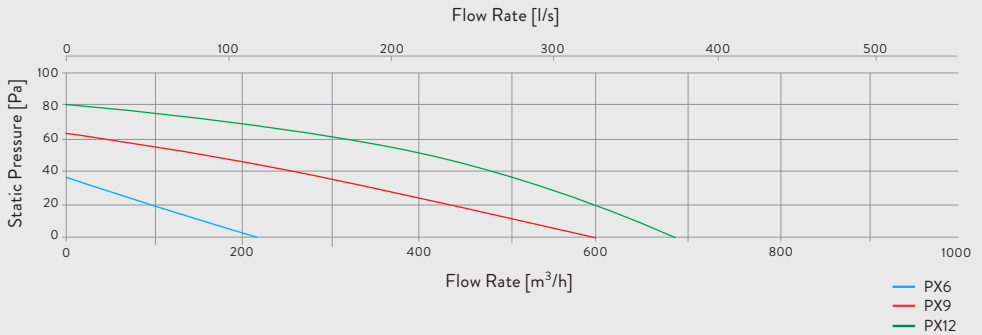


The PX range introduces even greater flexibility into the design of commercial and larger domestic ventilation systems. Based on the proven WX range, PX fans are perfect for ceiling and panel applications in kitchens, restaurants, pubs, offices, schools and shops. They can be installed at any angle in ceilings, voids and wall panels of any thickness due to the concealed fixing points provided. An integral spigot allows the attachment of flexible ducting, such as Xflex. Plus, they feature an enclosed external rotor motor, providing constant volume outputs even in gusty external conditions.

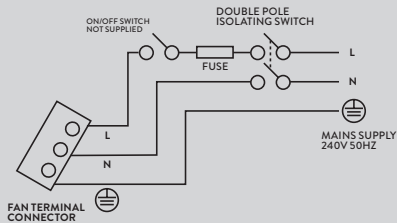


Product Features	PX6	PX9	PX12
Reference Number	91300AW	91299AW	91298AW
Standard	✓	✓	✓
6" Impeller	✓		
9" Impeller		✓	
12" Impeller			✓
Reversible Intake/Extract		✓	✓
Silent Electro-thermal Shutter	✓	✓	✓
Safety Finger Guard	✓	✓	✓

Product Selector	PX6	PX9	PX12
Reference Number	91300AW	91299AW	91298AW
Remote Switch (supplied separately)	✓	✓	✓
Extract Only	✓		
Selectable Intake, Extract or Controller Operation		✓	✓
Speeds	1	2	2
Extract Performance (m³/h)	205	598/690	616/757
Extract Performance (l/s)	57	166/192	171/210
Intake Performance (m³/h)		433/458	845/1037
Intake Performance (l/s)		120/127	235/288
Sound Pressure Level (dBA@3m)	39	47/50	48/54
Ducting Size (mm)	200	250	315
Electrical Power Rating (W)	34	41	85
Hole Diameter (w x h mm)	245 x 268	345 x 375	434 x 434
Spigot Size (mm)	200	250	315
Weight (kg)	2.8	4.7	7.9



PX6



PX9/PX12

