



**DECORATION OPTIONS**



Heating functionality:	Yes
Flue material:	-
Watts:	2470 W
Volts:	230-240 V
Water consumption:	0,3 l/h
Water pressure:	0,5-8 Bar
Water connection:	1/2" - 1/4"



**Specifications**

**Exterior dimensions WxHxD in mm**  
1440 x 755 x 537

**Fire display WxHxD in mm**  
1324 x 400 x 351

**System**  
e-MatriX burner

**Decoration**  
Log set / White Pebble / Acrylic Ice

**Back walls**  
Back wall smooth steel

**Remote**  
Via app and Bluetooth remote

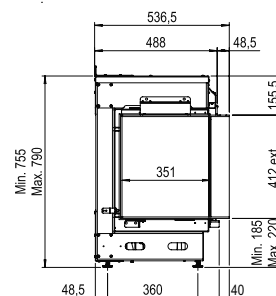
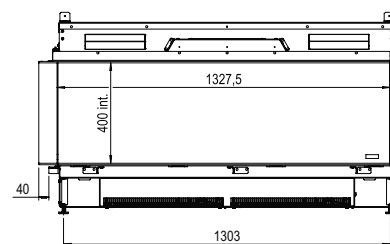
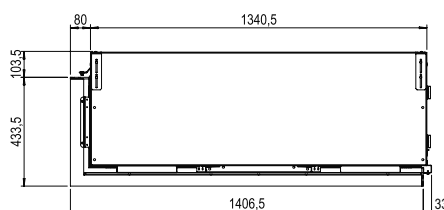
**Power**  
2,0 kW

**Operating system**  
-

**Energy label**  
-

**Options (at a surcharge)**

- Non-reflective glass
- Black glass back wal
- Top Light
- Bottom Light
- Wall bracket
- Water pump



There is **so much to tell...**